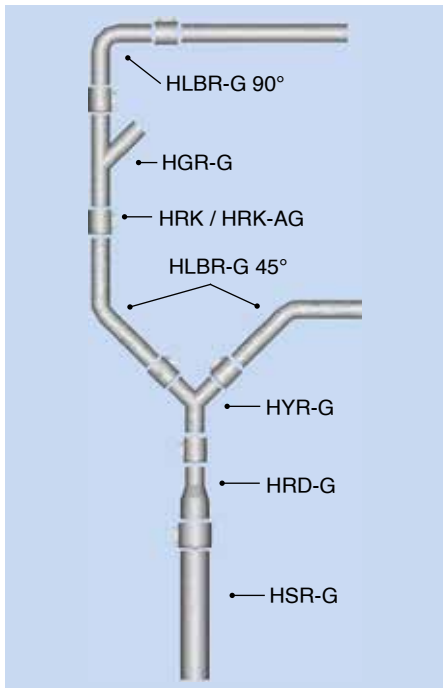


DUCT SYSTEM COMPONENTS FOR HIGH PRESSURE



Galvanized piping program für channel system construction for use at high-vacuum installations. Alle pipes and other components are galvanized and have therefore electrical conductivity.

The individual channel components are easily and elegantly connected by sealing clamps with rubber lining. Sealing clamps are also available in conductive version.

Strong wall thickness makes the channel system suitable for use at wearing material transport.

Piping program fits all Gram high-pressure valves as well as pneumatic and electrically driven sliding dampers for high-vacuum use.

For all components the following applies:

- Surface: Galvanized
- Wall thickness: 1.25 to 2.00mm
- Temperature range: -30° to +80°C
- Vacuum: Up to 50,000Pa




Picture	Product	Wall thickness [mm]	Dimension [mm]	Order no.
	Steel pipe type HSR-G Length: 3m - Sendzimir-galvanized	1.25	ø50	08 250 110
		1.25	ø63	08 250 210
		1.50	ø76	08 250 310
		1.50	ø102	08 250 320
		1.50	ø108	08 250 410
		1.50	ø127	08 250 510
		1.50	ø152	08 250 610
		1.50	ø203	08 250 710
	Steel pipe bend type HLBR-G 90° - Electro-galvanized	1.50	ø50	08 252 110
		1.50	ø63	08 252 210
		1.50	ø76	08 252 310
		2.00	ø102	08 252 320
		2.00	ø108	08 252 410
		2.00	ø127	08 252 510
		2.00	ø152	08 252 610
		2.00	ø203	08 252 710
	Steel pipe bend type HLBR-G 45° - Electro-galvanized	1.50	ø50	08 253 110
		1.50	ø63	08 253 210
		1.50	ø76	08 253 310
		2.00	ø102	08 253 320
		2.00	ø108	08 253 410
		2.00	ø127	08 253 510
		2.00	ø152	08 253 610
		2.00	ø203	08 253 710

DUCT SYSTEM COMPONENTS FOR HIGH PRESSURE

Billede	Produkt	Godstykkelse [mm]	Dimension [mm]	Varenr.
	Y-pipe type HYR-G 90°, branch angle 45° - Electro-galvanized	1.50	3 x ø50	08 260 110
		1.50	3 x ø63	08 260 210
		1.50	3 x ø76	08 260 310
		2.00	3 x ø102	08 260 320
		2.00	3 x ø108	08 260 410
		2.00	3 x ø127	08 260 510
		2.00	3 x ø152	08 260 610
		2.00	3 x ø203	08 260 710
	Sealing clamp type HRK - Electro-galvanized - EDPM-rubber - Length: 65mm	-	ø50	08 255 100
		-	ø63	08 255 200
		-	ø76	08 255 300
		-	ø102	08 255 320
		-	ø108	08 255 400
		-	ø127	08 255 510
		-	ø152	08 255 600
		-	ø203	08 255 700
	Sealing clamp type HRK-AG - Electro-galvanized - NBR-rubber - Static conductiv stainless steel strips made in 1.4306/AISI 304L between pipe joints	-	ø50	08 255 110
		-	ø63	08 255 210
		-	ø76	08 255 310
		-	ø102	08 255 330
		-	ø108	08 255 410
		-	ø127	08 255 510
		-	ø152	08 255 610
		-	ø203	08 255 710
	Branch pipe type HGR-G Branch angle 45° - Electro-galvanized	2.00	ø50 - ø50	08 258 110
		2.00	ø63 - ø50	08 258 210
		2.00	ø63 - ø63	08 258 310
		2.00	ø76 - ø50	08 258 410
		2.00	ø76 - ø63	08 258 510
		2.00	ø76 - ø76	08 258 610
		2.00	ø102 - ø50	08 258 620
		2.00	ø102 - ø63	08 258 630
		2.00	ø102 - ø76	08 258 640
		2.00	ø102 - ø105	08 258 650
		2.00	ø108 - ø50	08 258 710
		2.00	ø108 - ø63	08 258 810
		2.00	ø108 - ø76	08 258 910
		2.00	ø108 - ø102	08 258 920
		2.00	ø108 - ø108	08 259 010
		2.00	ø127 - ø50	08 259 060
		2.00	ø127 - ø63	08 259 110
		2.00	ø127 - ø76	08 259 210
		2.00	ø127 - ø102	08 259 220
		2.00	ø127 - ø108	08 259 310
		2.00	ø127 - ø127	08 259 410
		2.00	ø152 - ø63	08 259 510
		2.00	ø152 - ø76	08 259 610
		2.00	ø152 - ø102	08 259 620
2.00	ø152 - ø108	08 259 710		

Rev. 12.16 Data is subject to alterations

DUCT SYSTEM COMPONENTS FOR HIGH PRESSURE

Billede	Produkt	Godstykkelse [mm]	Dimension [mm]	Varenr.
	Branch pipe type HGR-G Branch angle 45° - Electro-galvanized	2.00	ø152 - ø127	08 259 810
		2.00	ø152 - ø152	08 259 910
		2.00	ø203 - ø127	08 259 960
		2.00	ø203 - ø152	08 259 970
		2.00	ø203 - ø203	08 259 980
	Reducer type HRD-G - Electro-galvanized	1.50	ø50 - ø38	08 261 060
		1.50	ø63 - ø50	08 261 110
		1.50	ø76 - ø50	08 261 210
		1.50	ø76 - ø63	08 261 310
		2.00	ø102 - ø63	08 261 320
		2.00	ø102 - ø76	08 261 330
		2.00	ø108 - ø63	08 261 410
		2.00	ø108 - ø76	08 261 510
		2.00	ø108 - ø102	08 261 520
		2.00	ø127 - ø76	08 261 610
		2.00	ø127 - ø102	08 261 620
		2.00	ø127 - ø108	08 261 710
		2.00	ø152 - ø102	08 261 720
		2.00	ø152 - ø108	08 261 810
		2.00	ø152 - ø127	08 261 910
	End cover type HEB-G - Electro-galvanized	1.50	ø50	08 262 110
		1.50	ø63	08 262 210
		1.50	ø76	08 262 310
		2.00	ø102	08 262 320
		2.00	ø108	08 262 410
		2.00	ø127	08 262 510
		2.00	ø152	08 262 610
2.00	ø203	08 262 710		