



ACF 52H - 234H

Certificated separation degree for Cr/Ni welding smoke

- High efficient cyclone filter
- Differential pressure controlled compressed air cleaning
- Filter control is placed countersunk on front
- Compressed air connection is led forward to countersunk front
- Digital differential pressure display
- Pressure tank with manometer built into cabinet
- Dustfree filter change
- Gram Maxi325 jet pulse system
- Standard filter material: G115A, dust class M
- Welding smoke class W3
- High performance preseparator by cyclone - increases filter life
- Easy service access by front doors
- Dust container with Quicklock system mounted with system flange 400. Incl. plastic sack for dustfree waste disposal
- Construction among others according to:
 - Machine directive 2006/42/EC
 - EN ISO 21904-1
 - ISO 14121
- Min. filter load: 30 m³/m²/h per filter
- Max. filter load: 70 m³/m²/h per filter



Service
Compressed air tank and all automatic control are countersunk in unit top/front.



Dust container
Metal dust container with Quicklock system, which is placed beneath cyclone filter. Delivered incl. disposal kit.



Dustfree filter change
Filter change is easy and dustfree done by filter bayonet suspension, which is loosened from clean air chamber.



Filter condition
Visual inspection of filter condition and cyclone chamber is easy to perform.



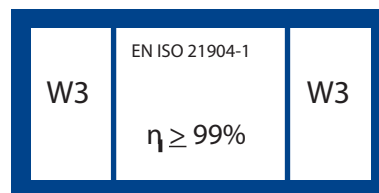
Alarm control type W
Is delivered incl. Gram alarm control type W for display of too high differential pressure and too low air volume.



Colour: RAL 5007/7011 (structure)

Further available:

- ½" water separator with manometer and pressure reducing valve (04 493 500)
- Galvanized, powder enamelled version
- Backdraft damper type KTR ø400 (06 850 400), ø500 (06 850 600) and ø630mm (06 850 800) for obstruction for dust backdraft to piping in connection with filter cleaning



Operational data:

Air volume: Is calculated on the basis of dust type and dust volume as well as other circumstances by V. Aa. Gram A/S.

Supply: Filter control (ECO-S): 230V AC (constant)
 Compressed air: 5.5 - 6.0 bar dry compressed air by Cejn-coupling incl. ø10mm hose nipple
 Compressed air volume: see overview table below

Filter unit type*	Matching filter unit	Matching filter unit order no.	Matching fan	Matching fan order no.	Number filtercartridge	Number jet valves	G115A** filter area [m ²]	Compressed air [L/min.]	Number dust containers [L]
ACF 52 H / W3 - VE 3000	ACF 52 H / W3	04 032 900	VE 3000	03 386 000	2	2	52	30	1x70
ACF 52 H / W3 - VE 4000	ACF 52 H / W3	04 032 900	VE 4000	03 388 000	2	2	52	30	1x70
ACF 52 H / W3 - VE 5500	ACF 52 H / W3	04 032 900	VE 5500	03 390 000	2	2	52	30	1x70
ACF 52 H / W3 - RV 35/3	ACF 52 H / W3	04 032 900	RV 35/3	03 402 000	2	2	52	30	1x70
ACF 78 H / W3 - VE 4000	ACF 78 H / W3	04 033 900	VE 4000	03 388 000	3	3	78	30	1x70
ACF 78 H / W3 - VE 5500	ACF 78 H / W3	04 033 900	VE 5500	03 390 000	3	3	78	30	1x70
ACF 78 H / W3 - RV 35/3	ACF 78 H / W3	04 033 900	RV 35/3	03 402 000	3	3	78	30	1x70
ACF 78 H / W3 - RV 45	ACF 78 H / W3	04 033 900	RV 45	03 406 000	3	3	78	30	1x70
ACF 104 H / W3 - VE 5500	ACF 104 H / W3	04 034 900	VE 5500	03 390 000	4	4	104	30	1x70
ACF 104 H / W3 - VE 7500	ACF 104 H / W3	04 034 900	VE 7500	03 392 000	4	4	104	30	1x70
ACF 104 H / W3 - RV 45	ACF 104 H / W3	04 034 900	RV 45	03 406 000	4	4	104	30	1x70
ACF 104 H / W3 - RV 50	ACF 104 H / W3	04 034 900	RV 50	03 410 000	4	4	104	30	1x70
ACF 130 H / W3 - VE 7500	ACF 130 H / W3	04 037 900	VE 7500	03 392 000	5	5	130	30	1x70
ACF 130 H / W3 - RV 45	ACF 130 H / W3	04 037 900	RV 45	03 406 000	5	5	130	30	1x70
ACF 130 H / W3 - RV 50	ACF 130 H / W3	04 037 900	RV 50	03 410 000	5	5	130	30	1x70
ACF 182 H / W3 - RV 50	ACF 182 H / W3	04 040 900	RV 50	03 410 000	7	7	182	30	1x70
ACF 182 H / W3 - RV 60	ACF 182 H / W3	04 040 900	RV 60	03 415 000	7	7	182	30	1x70
ACF 182 H / W3 - RV 70	ACF 182 H / W3	04 040 900	RV 70	03 417 000	7	7	182	30	1x70
ACF 234 H / W3 - RV 50	ACF 234 H / W3	04 043 900	RV 50	03 410 000	9	9	234	30	1x70
ACF 234 H / W3 - RV 60	ACF 234 H / W3	04 043 900	RV 60	03 415 000	9	9	234	30	1x70
ACF 234 H / W3 - RV 70	ACF 234 H / W3	04 043 900	RV 70	03 417 000	9	9	234	30	1x70
ACF 234 H / W3 - RV 80	ACF 234 H / W3	04 043 900	RV 80	03 418 000	9	9	234	30	1x70

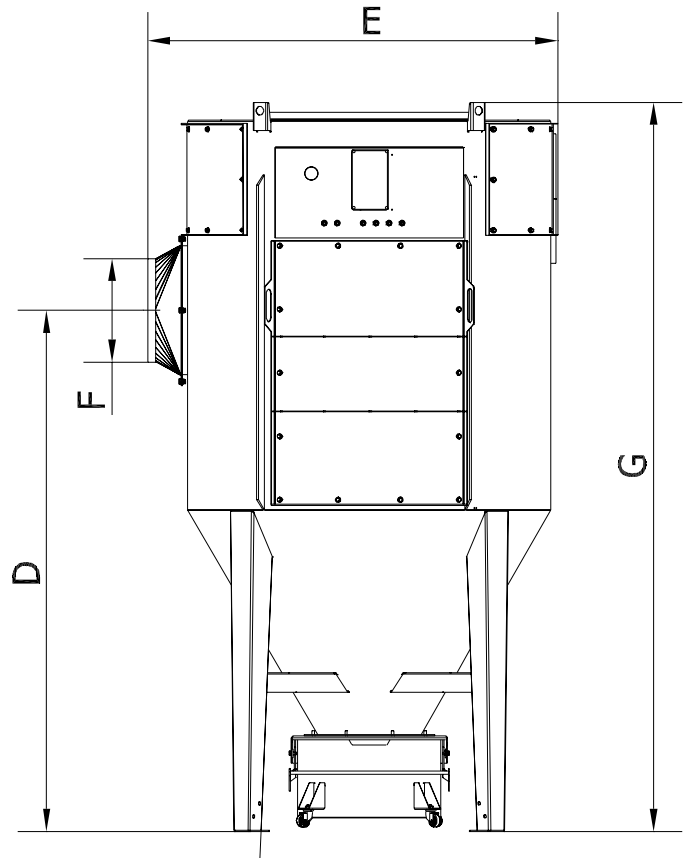
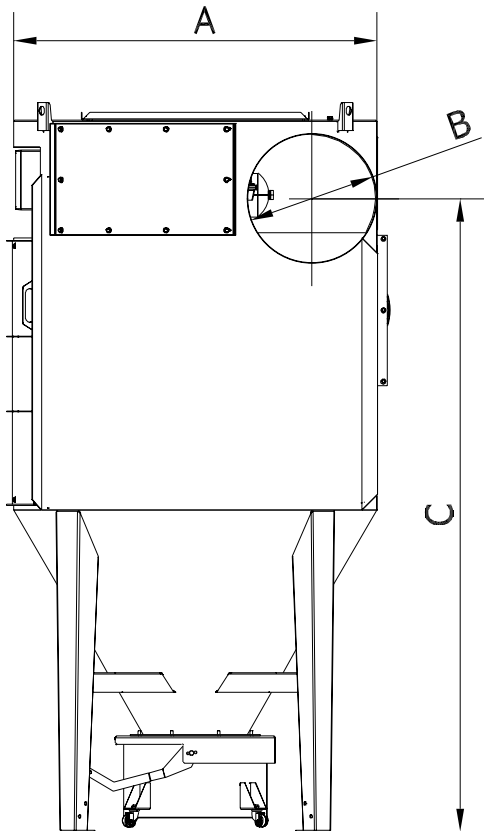
Please, note:

* The unit is approved for W3 according to EN DIN 21904-1. The approval only applies to the combination of filter unit and fan according to above form.

Replacement filter:

** Filter cartridge ø325x1320mm/ø13.5mm, 26m², G115A (08 129 525W3)

Cyclone filter type ACF 52 H - 234 H:



Type	Order no.	A	B	C	D	E	F	G	Vægt [kg]
ACF 52 H / W3	04 032 900	ø1100	ø315	2275	1845	1158	ø315	2551	340
ACF 78 H / W3	04 033 900	ø1200	ø400	2318	1888	1258	ø400	2632	340
ACF 104 H / W3	04 034 900	ø1400	ø500	2441	2010	1583	ø400	2813	420
ACF 130 H / W3	04 037 900	ø1550	ø500	2576	2092	1768	ø500	2943	500
ACF 182 H / W3	04 040 900	ø1850	ø630	2903	2294	2560	ø630	3218	650
ACF 234 H / W3	04 043 900	ø2000	ø630	3041	2432	2635	ø630	3347	740