



For ATEX zone 22/22

Centrifugal fan with open fan wheel that is used at source extraction from air pollutant or chip making work processes. The transported air may not contain adhesive or sticky fumes, dust and chips.

- Fan and spark retardant pre-ring are made according to norm EN 14986

Work area:

Max. pressure: 1,750Pa

Max. air volume: 2,260m³/h

Max. dust volume: 100g/m³, non-sticky

Max. particle size: 80x20x3mm, non-sticky

Temperature: Extracted air (transport air in fan) = max. 60°C

Ambient temperature: max. 40°C

Construction:

Radial fan with open fan wheel mounted in fully welded steel cabinet and with directly coupled motor.

Model: O (Transport of chips)

Wheel: Fan wheel type T-G. Open wheel with backward straight, self-cleaning blades
Static/dynamically balanced according to ISO 14694 (BV3 G 6.3)

Cabinet: Fully welded in 2mm steel plate

Spark retardant pre-ring made in copper

Fan housing can be mounted with various inlet positions (RD0, RD90, RD180, RD270)

Standard enamelling:

Standard delivered in galvanzied version. Subsequently powder enamelled (RAL 5007).

Motor: B5 flange motor

3x400V, 50Hz (3-phased motors 3x400VAC can with special motor frequency regulated. Motor must be marked with frequency regulation data.)

Motor zone 22: II 3D Ex - IIB T120°C

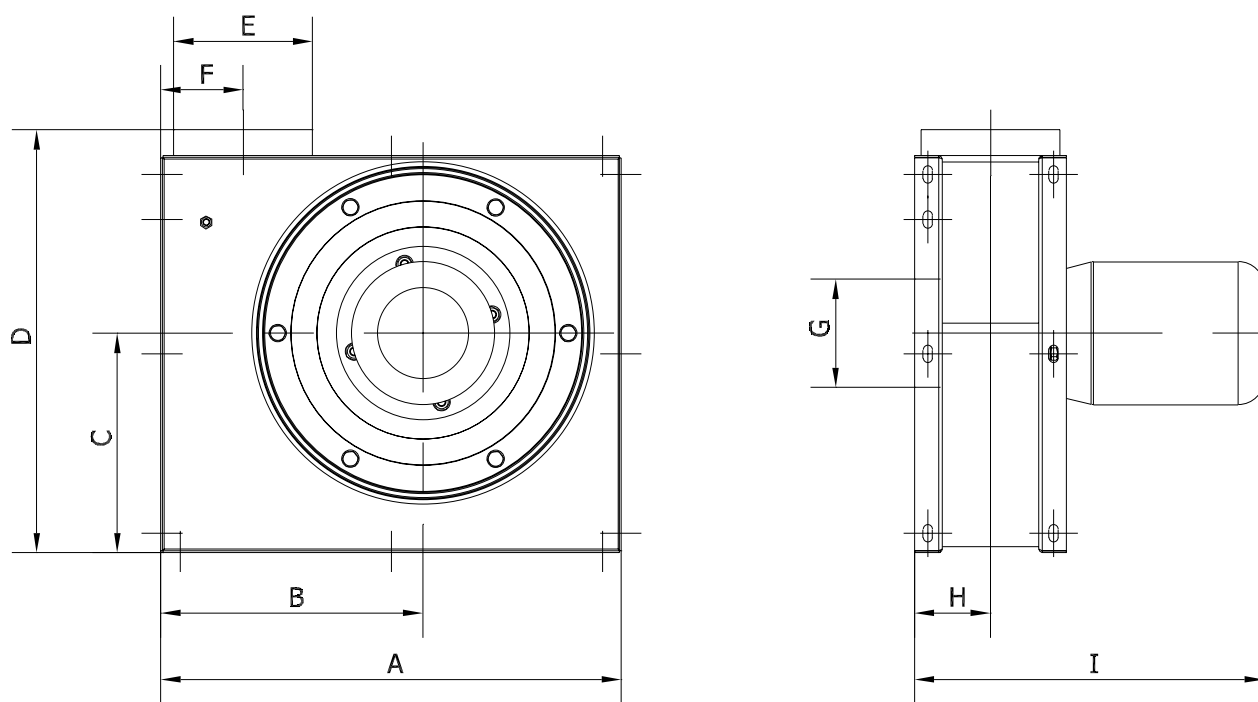
Fan type VT-A-O is made especially for the selected ATEXzone and equipped with ATEX-certificate from factory.

Constructed and tested according to:

- Machine Directive 2006/42/EF
- ATEX-Directive 2014/34/EU
- EMC-Directive 2014/30/EU
- Low Voltage Directive 2014/35/EU
- EN 1127-1
- EN 12100
- EN ISO 12499
- EN ISO 13857
- ISO 14694
- EN 14986
- ISO 3746
- ISO 5801
- ISO 60079-(0+A11)-(1)-(7)-(14)-(15)-(31)
- ISO 60204-1
- EN 60529+A1+A2
- IEC 60034-(1)-(2-1)-(5)-(6)-(7)-(8)-(9)-(12)-(14)-(30-1)
- EN ISO 80079-36

Type	Item no. ATEX zone 22
VT-A 500-O2	10 320 300
VT-A 1000-O2	10 320 350
VT-A 2000-O2	10 320 400
VT-A 500-O4	10 320 450
VT-A 1000-O4	10 320 500
VT-A 2000-O4	10 320 550

Type	Volt [V]	Pole	[kW]	Max. amp.	Start current	Weight [kg]
VT-A 500-O2	3x400	2	0.37	1.00	5.70	12.0
VT-A 1000-O2	3x400	2	0.75	1.72	12.75	19.0
VT-A 2000-O2	3x400	2	1.10	2.70	17.75	20.0
VT-A 500-O4	3x400	4	0.25	0.80	4.80	12.0
VT-A 1000-O4	3x400	4	0.55	1.60	9.20	19.0
VT-A 2000-O4	3x400	4	0.55	1.60	9.20	20.0

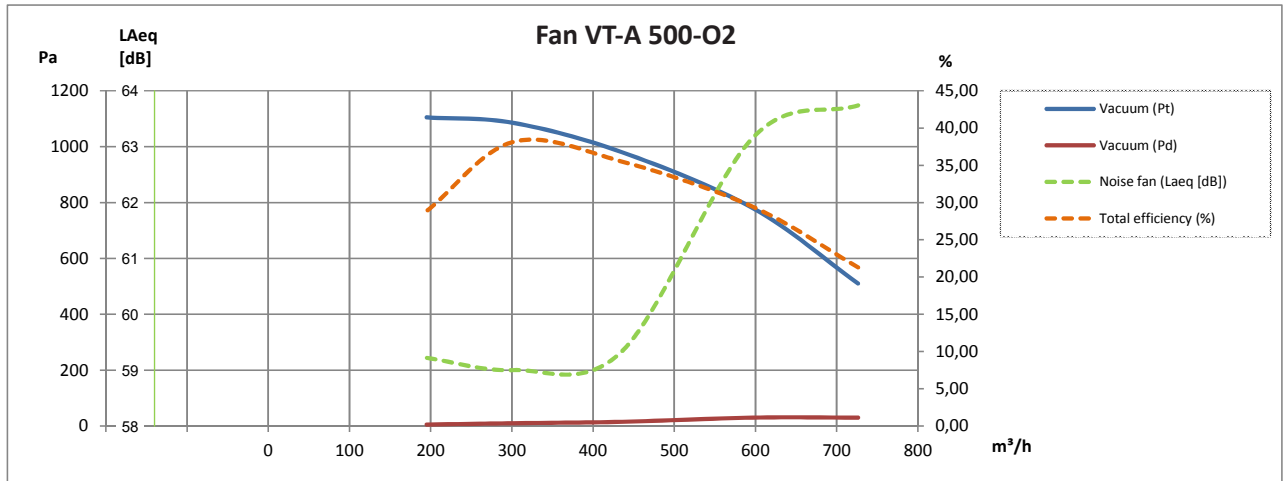


Type	A	B	C	D	E	F	G	H	I
VT-A 500-O2	409	227	192	391	∅100	79	∅100	90	358
VT-A 1000-O2	531	302	253	488	∅160	94	∅125	90	372
VT-A 2000-O2	531	302	253	488	∅160	95	∅160	90	412
VT-A 500-O4	409	227	192	391	∅100	79	∅100	90	358
VT-A 1000-O4	531	302	253	488	∅160	94	∅125	90	372
VT-A 2000-O4	531	302	253	488	∅160	95	∅160	90	412

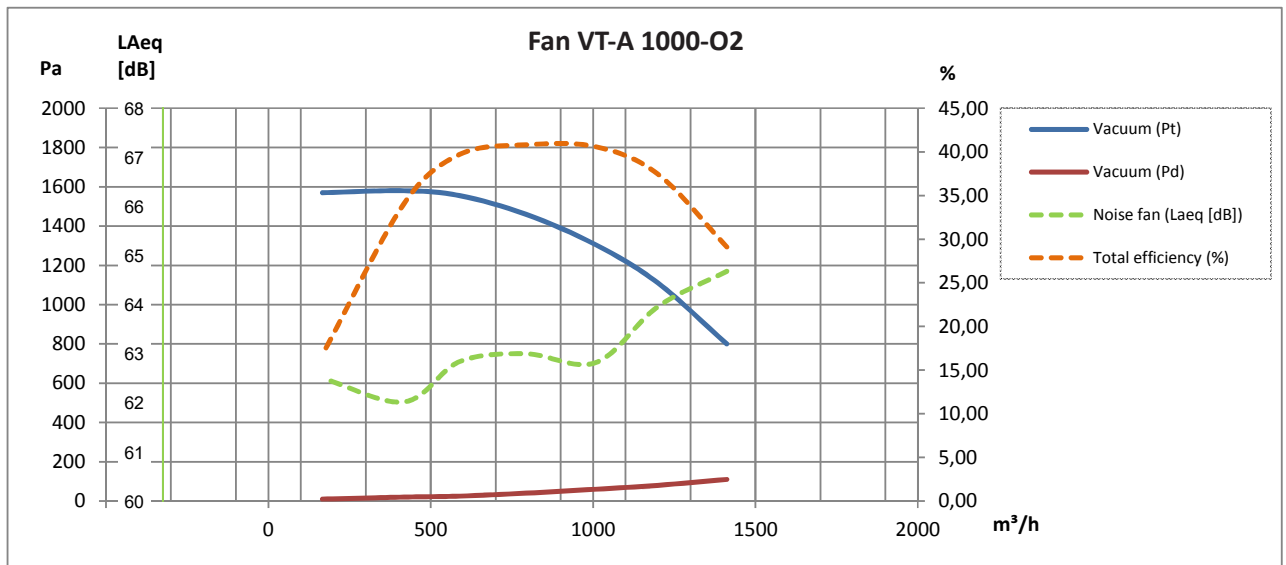
Please, note: Connection measurements are nipple measurements

Rev. 05.23 Data is subject to alterations

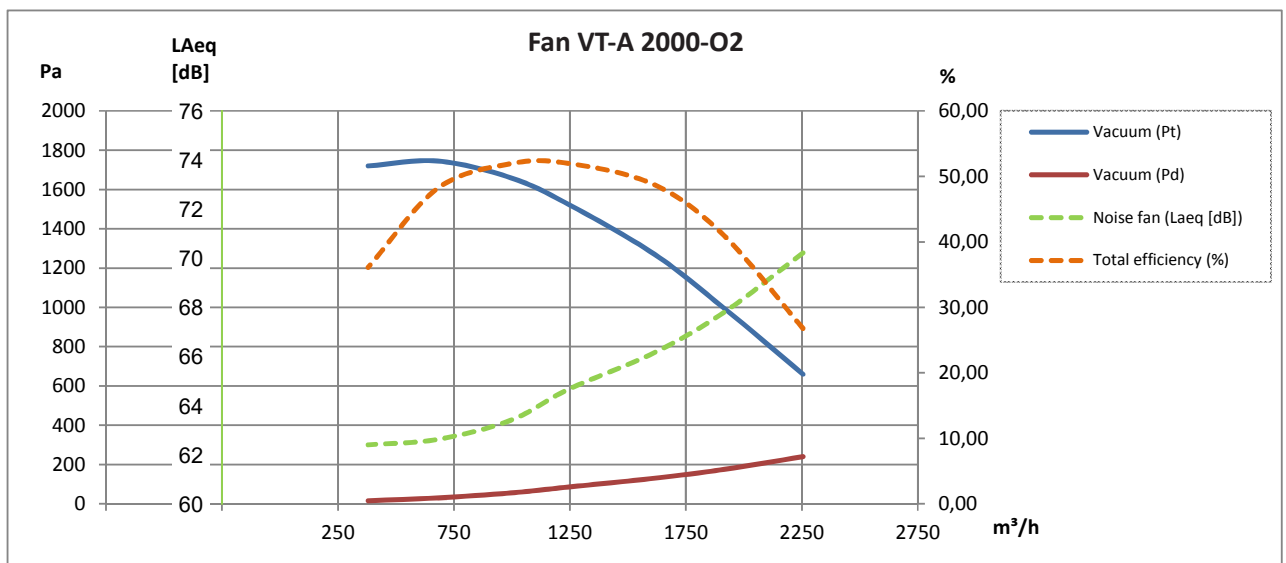
2-pole:



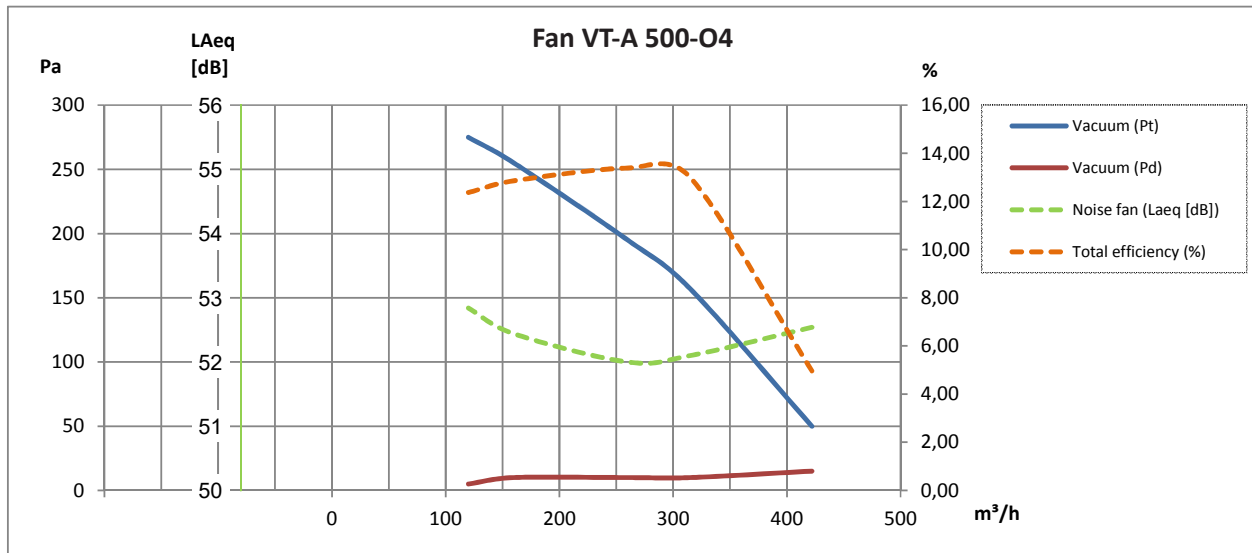
2-pole:



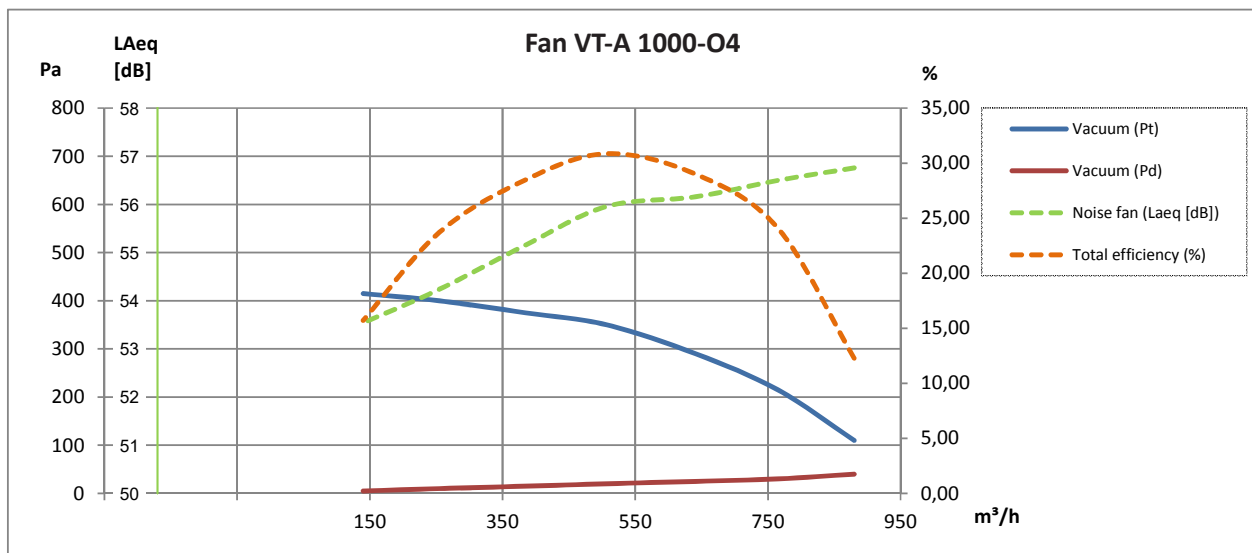
2-pole:



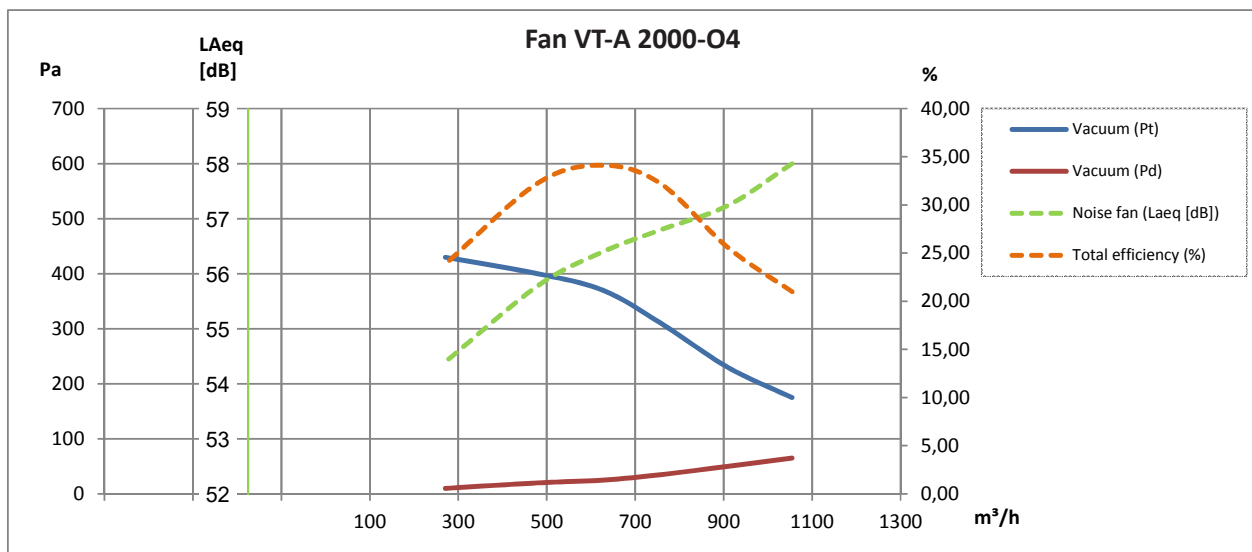
4-pole:



4-pole:



4-pole:



Rev. 05.23 Data is subject to alterations


Sound enclosure type VAB-A*:

Type (Position RD0)	Item no.
VT-A 500	10 330 000
VT-A 1000	10 330 050
VT-A 2000	10 330 100

* Only for clean air transport

**Weather-protected cover for air cooling intake and out for elektro motors:**

Type	Item no.
VT 500	03 010 800
VT 1000, VT 2000	03 030 800

**Fan wheels:**

Type	Hub [mm]	Fan type**	[Hz]	Item no.
VT 500	ø14	O2/O4	50	03 010 005
VT 1000	ø19	O2/O4	50	03 030 005
VT 2000	ø19	O2/O4	50	03 050 005

**Open Transport

**Further is available:**

- Pressure guard in ATEX-version
- Mounting fittings
- Vibrations absorbers
- Safety grid
- FLEX flexible connections
- Frequency converter
- Pressure transmitter in ATEX-version

Photo:

Danfoss frequency converter type VLT-T with ATEX-approved thermistor outlet